

U 264



U 264-01



U 264-02



U 264-03




U 264-04



U 264-05



U 264-06




U 264-07



U 264-08




U 264-09



U 264-10



U 264-11



U 264-12



U 264-13



U 264-14



U 264-15



U 264-16

U 264

Form U 264-17 is a technical drawing of a boat hull. It features a large central diagram of the hull with dashed lines indicating internal structure or measurement points. To the right of the diagram is a table with columns for 'Länge' (Length), 'Breite' (Width), and 'Höhe' (Height), with rows for different parts of the hull. Below the main diagram is a detailed table of dimensions and specifications, including 'Länge', 'Breite', 'Höhe', 'Gewicht', and 'Material'. The form is titled 'U 264' in the top right corner.

U 264-17



U 264-18